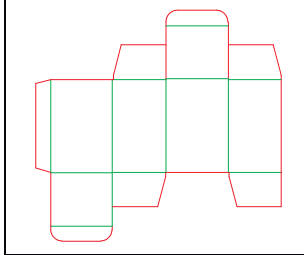
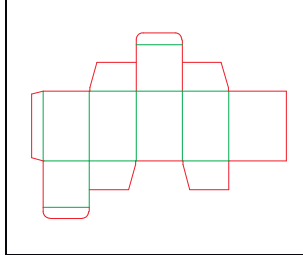
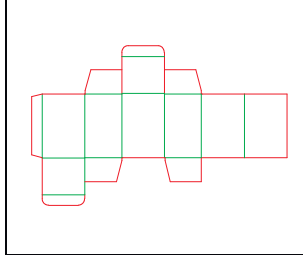
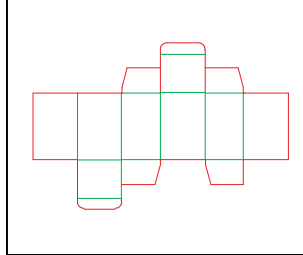
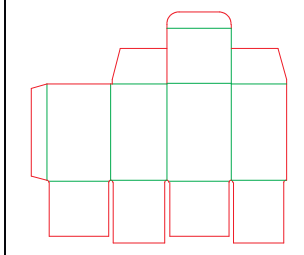
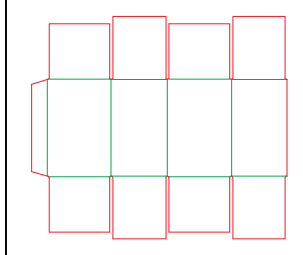
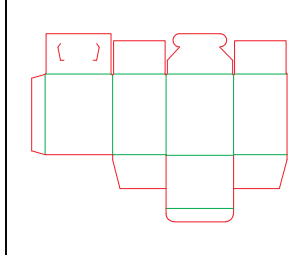
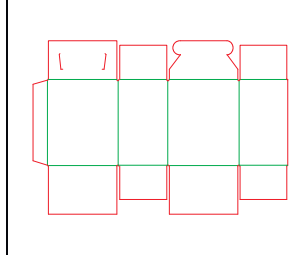
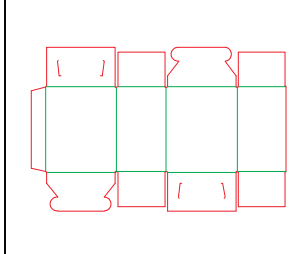
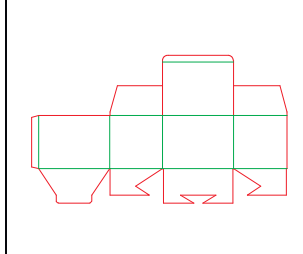
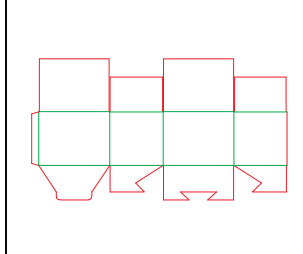
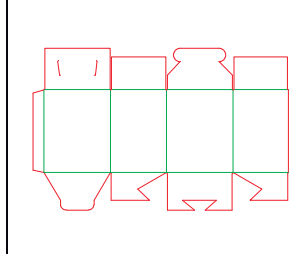
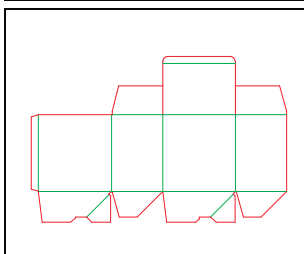
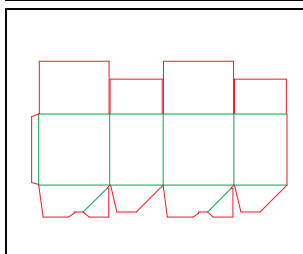
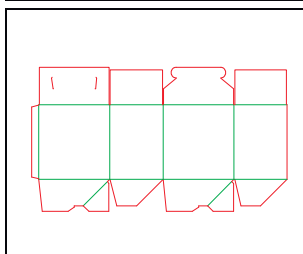
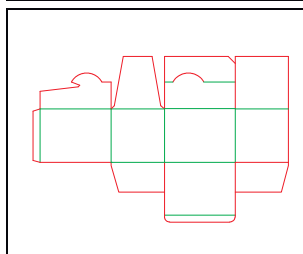


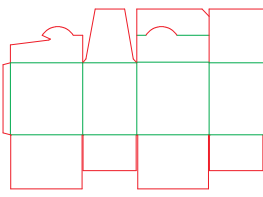
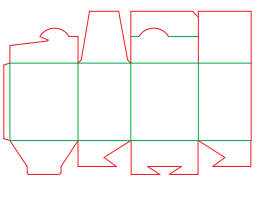
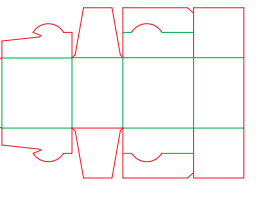
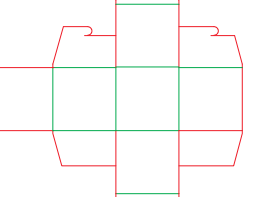


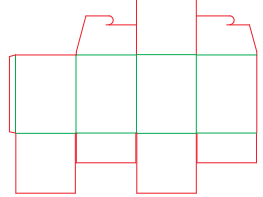
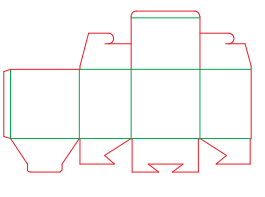
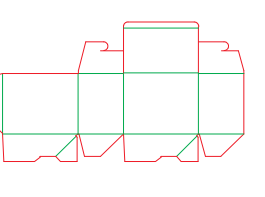
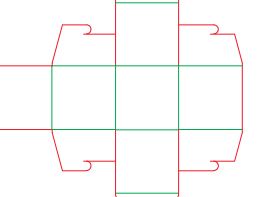
ДЕЛЬТА ПРИНТ

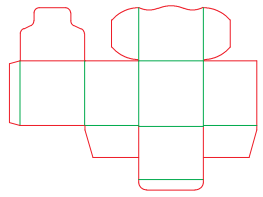
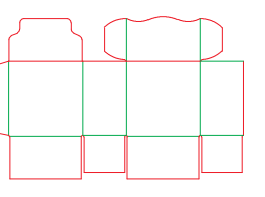
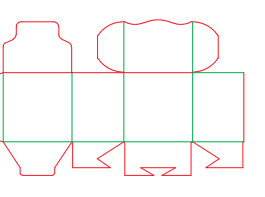
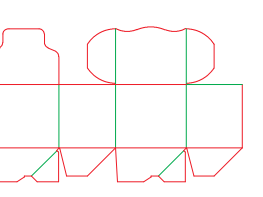
ПРОИЗВОДСТВО УПАКОВКИ
ИЗ КАРТОНА И ПЛАСТИКА

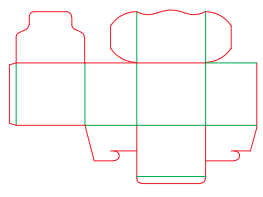
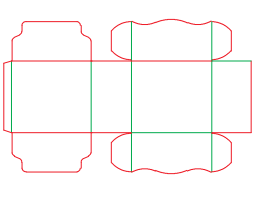
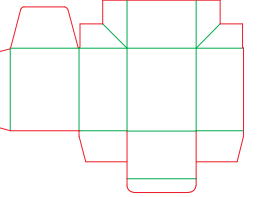
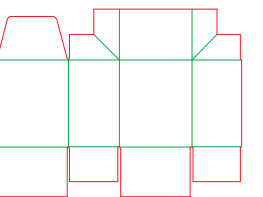
КАТАЛОГ УПАКОВКИ ЕСМА

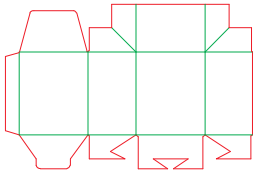
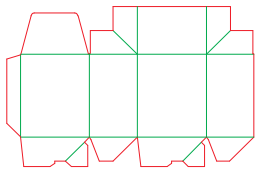
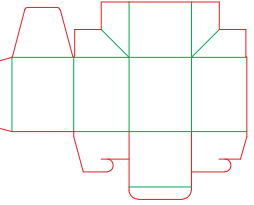
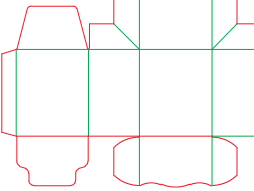
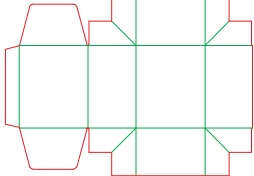
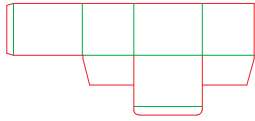
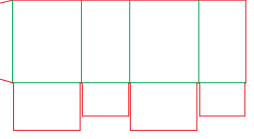
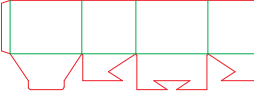
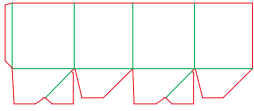
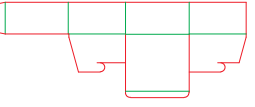
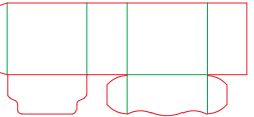
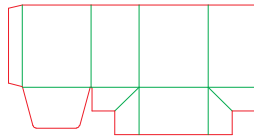




ECMA A112	ECMA A113	ECMA A114	ECMA A115
			
Inverted Reverse Tuck End	Inverted Reverse Tuck End with Panel	Inverted Reverse Tuck End with Double Panel	Inverted Reverse Tuck End with Double Panel
ECMA A210	ECMA A220	ECMA A310	ECMA A320
			
Tuck End Skillet	Skillet Top Skillet Bottom	Side Lock Skillet Tuck to Back	Side Lock Skillet Skillet Bottom
ECMA A330	ECMA A410	ECMA A420	ECMA A430
			
Side Lock Skillet Side Lock Skillet	Tuck End Crash Lock Base	Skillet Crash Lock Base	Side Lock Skillet Crash Lock Base
ECMA A510	ECMA A520	ECMA A530	ECMA A601
			
Tuck End Snap Lock Base	Skillet Snap Lock Base	Side Lock Skillet Snap Lock Base	Center Lock Skillet Tuck End

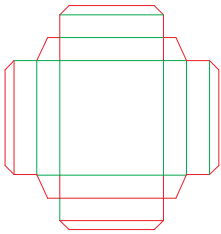
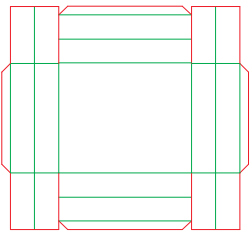
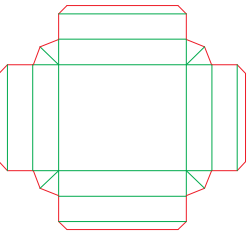
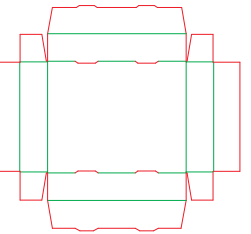
ECMA A602	ECMA A604	ECMA A606	ECMA A610
			
Center Lock Skillet Skillet	Center Lock Skillet Crash Lock Base	Center Lock Skillet Reverse Center Lock Skillet	Interlock Flap Tuck End Tuck End

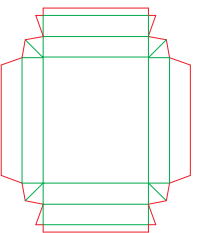
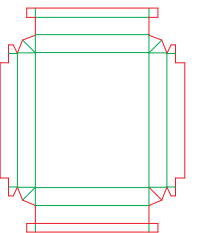
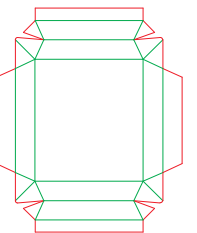
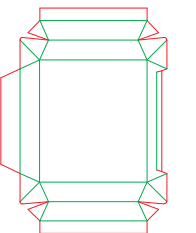
ECMA A620	ECMA A640	ECMA A650	ECMA A660
			
Interlock Flap Tuck End Skillet	Interlock Flap Tuck End Crash Lock Base	Interlock Flap Tuck End Snap Lock Base	Interlock Flap Tuck End Interlock Flap Tuck End

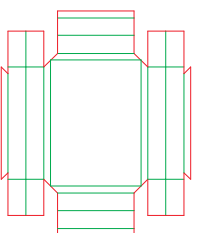
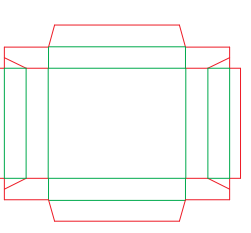
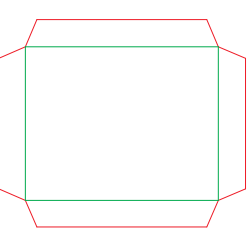
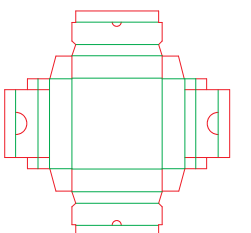
ECMA A710	ECMA A720	ECMA A740	ECMA A750
			
Side Tuck Tuck End	Side Tuck Skillet	Side Tuck Crash Lock Base	Side Tuck Snap Lock Base

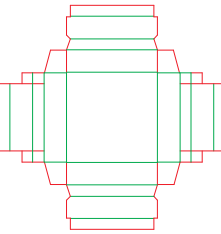
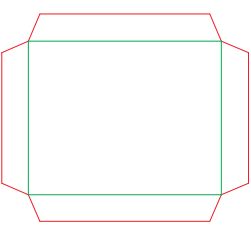
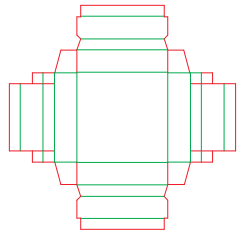

ECMA A760	ECMA A770	ECMA A810	ECMA A820
			
Side Tuck Interlock Flap Tuck End	Side Tuck Side Tuck	Sieve Proof Tuck Tuck End	Sieve Proof Tuck Skillet

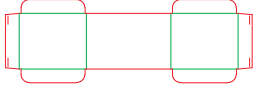
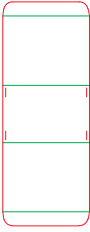
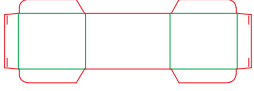
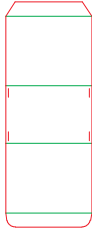
ECMA A840	ECMA A850	ECMA A860	ECMA A870
			
Sieve Proof Tuck Crash Lock Base	Sieve Proof Tuck Snap Lock Base	Sieve Proof Tuck Interlock Flap Tuck End	Sieve Proof Tuck Side Tuck
ECMA A880	ECMA A910	ECMA A920	ECMA A940
			
Sieve Proof Tuck Sieve Proof Tuck	Open End Tuck End	Open End Skillet	Open End Crash Lock Base
ECMA A950	ECMA A960	ECMA A970	ECMA A980
			
Open End Snap Lock Base	Open End Interlock Flap Tuck End	Open End Side Tuck	Open End Sieve Proof Tuck
ECMA A990	ECMA A993	ECMA A994	ECMA A995
			
Sleeve	Sleeve	Sleeve	Sleeve

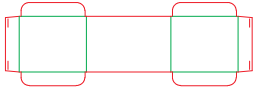

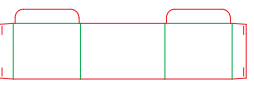
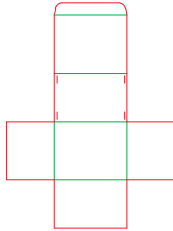
ECMA B110	ECMA B111	ECMA B120	ECMA B213
			
Self-Locking Tray	Self-Locking Tray	Self-Locking Tray self erecting	Turn Over End Tray

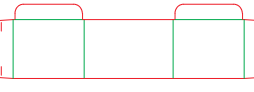
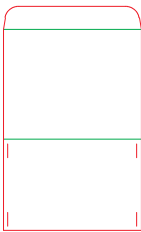
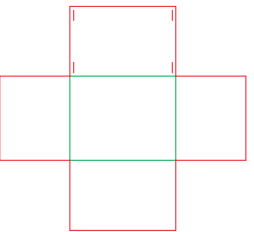
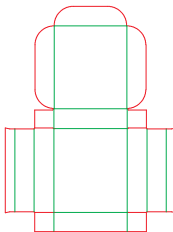
ECMA B220	ECMA B221	ECMA B310	ECMA B333
			
Shirt Box Style Tray	Shirt Box Style Tray	Angled Style Tray	Special Angled Style Tray

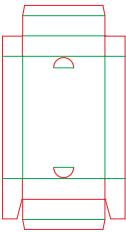
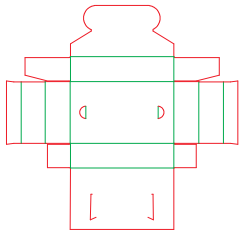
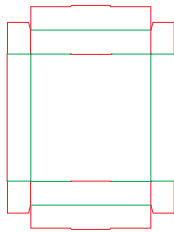
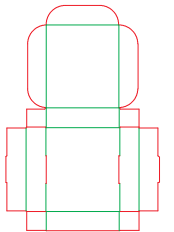
ECMA B420	ECMA B510A	ECMA B510B	ECMA B610
			
Extended Bottom Tray	Tray	Four-sided Platform	Buffer Wall Tray with Thumb Cuts

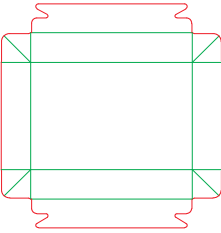

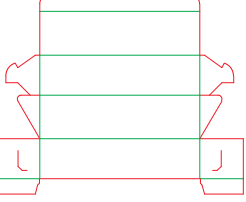
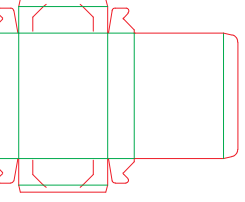
ECMA B620	ECMA B625A	ECMA B625B	ECMA B910
			
Buffer Wall Tray	Four-sided Platform	Tray (bottom)	Sleeve

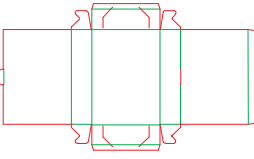
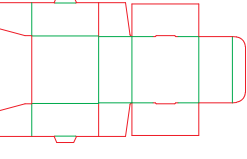
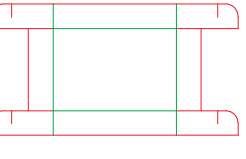
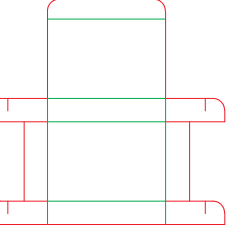
ECMA C110B		ECMA C210B	
			
Telescope-type Body	Telescope-type Band	Telescope-type Body	Telescope-type Band

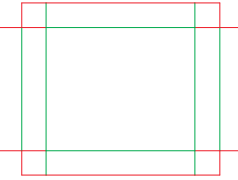
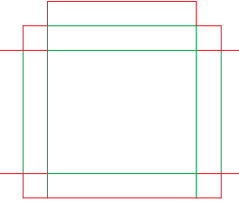
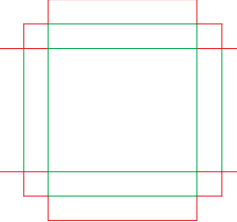
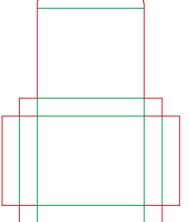
ECMA C220B		ECMA C310B	
			
Telescope-type Body	Telescope-type Band	Telescope-type Body	Telescope-type Band


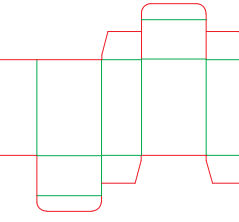
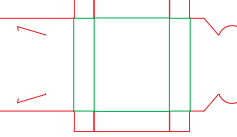
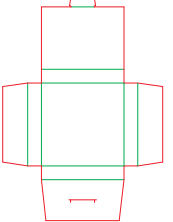
ECMA C410B			ECMA D111
			
Telescope-type Body	Telescope-type Band	Telescope-type Band	Turn Over End Tray Hinged Lid

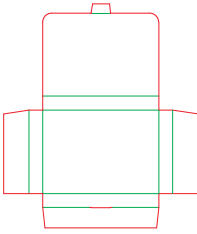
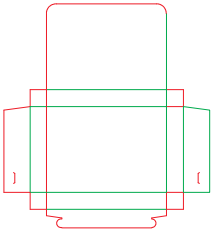
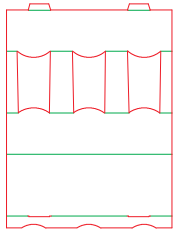







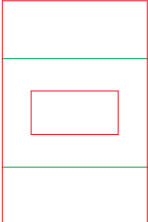
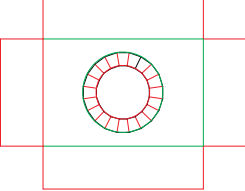
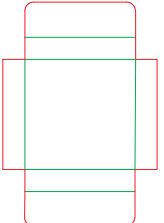
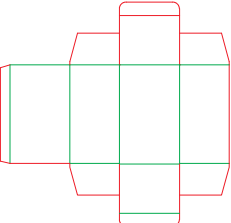
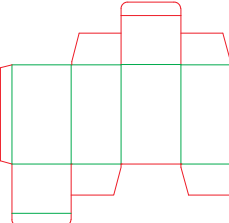
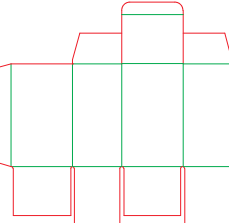
ECMA D120	ECMA D122	ECMA D130	ECMA D131
			
Tray	Side Locking Tray Interlocking Lid	Turn Over End Tray	Turn Over End Tray Hinged Lid

ECMA D150	ECMA D210	ECMA D211	ECMA D221
			
Self-locking Self-erecting Tray	Side interlocking Tray	Side interlocking Tray Hinged Lid	Side interlocking Tray Hinged Lid


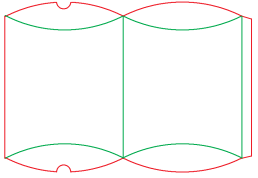
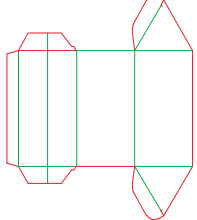

ECMA D222	ECMA D230	ECMA D240	ECMA D241
			
Side interlocking Tray Double Hinged Lid	Male/Female Locking Tray Hinged Lid	Side Interlocking Tray	Side Interlocking Tray Hinged Lid

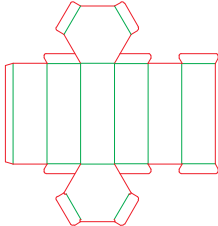
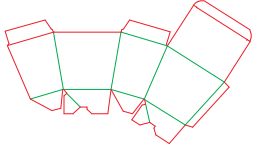
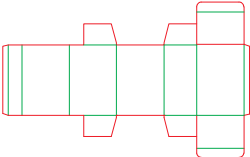
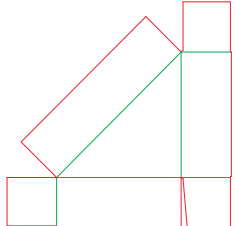
ECMA D402	ECMA D403	ECMA D404	ECMA D412
			
Tray	Tray	Tray	Tray Hinged Lid

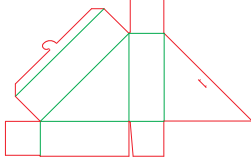
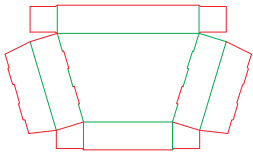
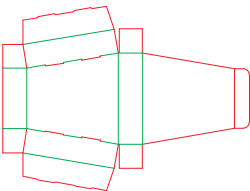
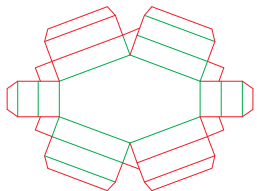
ECMA D420	ECMA D512	ECMA D710	ECMA D810
			
Single Sided Tray	Inverted Reverse Tuck End	Single Sided Tray Interlocking Lid	Single Sided Tray Interlocking Top

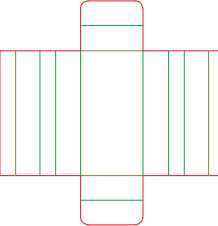
ECMA D811	ECMA D820	ECMA D911	ECMA D920
			
Single Sided Tray Interlocking Lid	Tray Interlocking 3-side flaps	Glass Wrap	Non-glued Wrap
ECMA D931	ECMA D932	ECMA D933	ECMA D951
			
Non-glued Wrap	Non-glued Wrap	Glued Wrap with Carry Handle	Watch Face
ECMA D952	ECMA D953	ECMA D962	ECMA D964
			
2-sided Fold	3-sided Fold	Rectangle Interior Holder	Circle Interior Holder
ECMA D971	ECMA E111	ECMA E112	ECMA E210
			
Sleeve	Tuck End Tuck End	Inverted Reverse Tuck End	Tuck End Skillet

ECMA E220	ECMA E410	ECMA E411	ECMA E420
Skillet Skillet	Single Sided Tray	Tray Hinged Lid	Webbed Shoulders Tray
ECMA E421	ECMA E510	ECMA E520	ECMA E530
Webbed Shoulders Tray Hinged Lid	Rigid-type Tray	Rigid-type Tray Double Lid	Cigarette Carton
ECMA E810	ECMA E820	ECMA E920	ECMA E990
Single Sided Tray Interlocking Lid	Single Sided Tray	Skillet	Sleeve
ECMA E993	ECMA F120	ECMA F121	ECMA F122
Sleeve	Out fold four Corner Glued Tray	Out fold four Corner Glued Tray Hinged Lid	Out fold six Corner Glued Tray

ECMA F211	ECMA F212	ECMA F213	ECMA F214
			
Folder	Pillow Pack	Triangular Box	Angled Glued Sleeve

ECMA F216	ECMA F224	ECMA F311	ECMA F430
			
Hexagonal Box	Tapered Tuck to Front Crash Lock	Special Tuck End with Additional Inside Holder	Triangular Tray

ECMA F431	ECMA F440	ECMA F441	ECMA F453
			
Triangular Tray Interlocking Lid	Turn Over End Trapezoid Tray	Turn Over end Trapezoid Tray Hinged Lid	Buffer Wall Hexagonal Tray

ECMA F901			
			
Buffer Wall Tray			